



VIKING PRIDE



Riverside Elementary East Monthly Newsletter

Mr. Scott Pentasuglio, Principal
Phone - (570) 342-7171
www.riversidesd.com

*Kid's First,
Progressive, not Perfect
Legacy of Unity*

February 2012

- 3 Report Cards 2nd Quarter
- 6 PTA Meeting 7:00
- 9 Middle School Computer Fair—RHS
- 13 Board Meeting—RHS Library 7:00 PM
- 16 Conferences Dismissal 11:00 AM
- 17 Conferences Dismissal 11:00 AM
PTA BOOK BINGO 6:30 PM Cafeteria
- 20 NO SCHOOL – President's Day
- 22 Title I Family Reading Night—Riverside WEST
- 24 ACT 80 Professional Development Dismissal 11:00 AM
Student Council Dollar Dress Down Day

CONFERENCES

The end of the first quarter marking period was on January 26th.

Please note that parent conferences will be held from 12:15-3:15 P.M. on February 16th and 17th.

Students will be dismissed at **11:00 am** on both dates.

The partnership between the school and parents is of vital importance. We are all concerned about your child and his/her development. Parent-Teacher conferences can provide us with an opportunity to strengthen this partnership. Listed below are some areas to consider before a conference. It may be helpful to write down information and questions to make the conference as productive as possible.

KINDERGARTEN REGISTRATION

Formal Kindergarten registration will take place at the Riverside Elementary East School on Thursday, March 8th from 5:30 P.M. to 7:30 P.M. Parents may pick up registration packets early starting on March 1, 2012 in the East Main Office. This information will need to be brought to registration for processing.

Kindergarten Registration for boys and girls who will be part of our 2012-2013 kindergarten class will be held on Thursday, March 8th from 5:30 P.M. – 7:30 P.M. at Riverside Elementary East School. Children registering should be 5 years old as of September 1, 2012. Parents should provide proof of immunization for (4) DPT (1 after child's 4th Birthday), (3) POLIO, (2) MEASLES, MUMPS, RUBELLA AND (3) HEPATITIS B, and (2) CHICKEN POX VACCINE or date of the disease along with any TB testing. Any new students who are planning to transfer into our district for the 2012-2013 school years are also invited to register at this time.

The registration will be under the direction of our secretary, school nurse, PTA volunteers and kindergarten teachers.

Our district presently requires proof of residency for all new students entering our district for the upcoming school year. Parents must present four (4) acceptable proofs of residency. A list of the acceptable proofs of residency is as follows: Parents, guardians, or other legal custodians of all incoming kindergarten and transfer students shall be required to present, prior to registration, four (4) of nine (9) proofs of residency demonstrating that the child's parent, guardian or legal custodian lives in the district. **The nine (9) proofs include:**

- Deed--Mortgage--Lease Agreement, Driver's License, Motor Vehicle Registration, Two (2) utility bills dated within the past thirty (30) days, Voter Registration, Tax Statement, Check stubs from a paycheck, public assistance, social security or other verifiable forms of income showing address, Court Order, Sworn Affidavit

2011-2012

Assessment	Dates	Grade(s)
PSSA Grade 12 Retest in Math, Reading, Science, and Writing	October 24 - November 4, 2011	12
PSSA Math and Reading	March 12 - 23, 2012	3 - 8, 11
PSSA-M Math and Reading		4 - 8, 11
Math and Reading Make-Ups	March 26 - 30, 2012	As Needed
PSSA Writing	April 16 - 20, 2012	5, 8, 11
PSSA Science	April 23 - 27, 2012	4, 8, 11
PSSA-M Science		8, 11
Writing and Science Make-Ups	April 30 - May 4, 2012	As Needed
PASA	TBD	3 - 8, 11
ACCESS for ELLs	TBD	K - 12
NAEP (in selected schools)	January 23 - March 2, 2012	4, 8, 12

Home & School CONNECTION[®]

Working Together for School Success

February 2012

Riverside Elementary East
Mr. Pentasuglio, Principal



SHORT NOTES

Party helper

Attending or helping with class parties is a fun way for parents to be involved at school. You might offer to take a snack, organize a game, or supervise a craft project. Your youngster will enjoy having you in his classroom, and his teacher will welcome your participation.

Learn, use, and remember

Your youngster is more likely to remember information if she uses it right away. When she meets someone, encourage her to say the name ("Nice to meet you, Kate"). If she's memorizing state capitals, she might look each one up to see what it's known for and then tell someone the fact ("The U.S. Naval Academy is in Annapolis, the capital of Maryland").

Being brave

Courage can help your youngster read aloud in class, learn to swim, or even stand up to a bully. When he needs to feel brave, share ways you personally show courage (giving a presentation at work). He'll realize that everyone gets nervous sometimes. Then, ask him to remember times he has been brave (taking the training wheels off his bike).

Worth quoting

"Those who bring sunshine to the lives of others cannot keep it from themselves." *J. M. Barrie*

JUST FOR FUN

Q: What does Wednesday have that no other day of the week has?

A: The letter W.



Homework solutions


Like an actor rehearsing his lines or a batter working on his swing, your child does homework to practice what he learns in school. And if he's like most youngsters, homework brings occasional challenges. Here are solutions to common problems he might face.

Getting started

When your child gets home from school or after-school care, he might want to relax for a little while, or he may want to jump right in and work. Have him try each method for one week and keep track of how it goes. He could write notes in each day's calendar square. ("Went great!" or "Hard time getting started.") After two weeks, he can review the notes to see which routine worked best.

Staying motivated

Does your youngster ever feel restless when he's doing homework? Suggest that he get up and move to a new spot. For example, he might finish his vocabulary



assignment at the kitchen table and read his science chapter on the porch. A planned break (say, to have a snack or take a walk) can also give him a second wind.

Solving problems

Help your child make a list of strategies he can use when he gets stuck. For a math assignment, he might try tools like a number line or find sample problems in his book. When he's reading, he could look up words in a dictionary or reread a paragraph. *Tip:* If he's still stumped, he might call a friend or write down his question to ask his teacher the next day.♥

Let's pretend!

No matter how old your child is, pretending can boost her creativity and teach her to think abstractly. Try these activities:

- Ask your youngster to close her eyes and imagine she's a person she has studied (explorer, inventor) or that she's visiting a place she has learned about (White House, rain forest). Encourage her to describe what she sees, hears, and smells.

In the rain forest, for example, she might see colorful birds, hear monkeys howling, and smell damp leaves.

- Pick a random object (sponge). Have each family member list creative uses for it (pincushion, hamster tumbling mat, ice pack). After three minutes, compare your lists. The person with the most ideas gets to pick the next item.♥



Handling family conflicts

Throughout life, your child will run into conflicts—at least some of the time. Here are ideas that can teach her conflict-resolution skills and help her get along with others at school and at home.

Plan ahead. Every family has situations that cause conflict. And these issues are easier to deal with when everyone is calm. Hold regular family meetings, and use part of each meeting to discuss problems. *Example:* “We get short-tempered when we’re running late in the mornings. Let’s get up earlier.”



Use “I” messages.

Explaining how others’ actions make you feel can be an effective way to resolve conflicts. Try posting this sentence on the refrigerator: “I feel _____ when _____.” If a family member has a concern, she can say it aloud, filling in the blanks. You might tell your child, “I feel frustrated when I trip over toys” instead of, “Your room is a mess.”


Make compromises. When a disagreement crops up (“You always shower first!”), have each person write her ideal solution on a slip of paper. Place the slips at opposite ends of the table. Then, they should write down several compromises, lay them between the two extremes, and choose the one that best suits both sides. For instance, the person who rides the earliest bus showers first on weekdays and last on weekends. Suggest that they hang the schedule outside the bathroom where everyone can see it.♥

PARENT TO PARENT

The importance of downtime


My daughter Lucy plays soccer and takes ballet lessons. Last fall, she started cheerleading, too. She was enjoying it, but about halfway through the school year, she started complaining that she was tired all the time. One day, she said she didn’t like any of her activities anymore.

I was confused—soccer had been Lucy’s favorite sport since she was little. I talked to my friend Pam, who told me the same thing happened to her daughter. Pam said her daughter was involved in so many activities that she “burned out” and became tired and stressed. As we talked,



I realized that Lucy needs free time—to dig in the dirt, play hide-and-seek, and do absolutely nothing—more than she needs another structured activity.

I told Lucy she could stick with two activities and she could pick which two. She chose to continue with soccer and ballet and to drop cheerleading. Now she seems to have more energy for her favorite activities, and it’s nice to see her just being a kid.♥



Q & A


Respect differences

Q: We recently moved to an area where people speak many different languages, and our son has a lot of questions. How should we answer him?

A: It’s great that your son is being exposed to a variety of cultures. You can use his curiosity to help him learn about respecting differences.

Explain that in many parts of the United States, people speak different languages, eat different foods, and wear different clothing than your family does. At the same time, they do many of the same things (play at the park, watch movies).

To help him understand, ask him to name one classmate who speaks English and one who speaks another language. Have him tell you something he has in common with each child (skateboarding, wearing sneakers) and one thing that they don’t share (number of siblings, language spoken at home). He’ll discover that language is just one of the many things that makes a person similar to or different from him.♥



ACTIVITY CORNER

Be a storybook character

With this guessing game, your child will learn to ask questions and pay attention to details in books.

Materials: sticky notes, colored pencils

First, have each family member secretly think of a well-known story character (Clifford, Horton). He should write his character’s name and draw a small picture of him on a sticky note.

Then, each player puts his sticky note on another

person’s back. The object of the game is to figure out which character is on your own back by asking questions that can be answered “yes” or “no.” *Examples:* “Am I an animal?” “Do I have fur?” “Am I a pet?” When you think you know who you are, ask, “Am I Clifford?”

Play as many rounds as you like. When you’re finished, choose a book that features one of the characters, and read it aloud together.♥



OUR PURPOSE

To provide busy parents with practical ideas that promote school success, parent involvement, and more effective parenting.

Resources for Educators,
a division of CCH Incorporated
128 N. Royal Avenue • Front Royal, VA 22630
540-636-4280 • rlecustomer@wolterskluwer.com
www.rfeonline.com

ISSN 1540-5621